



IPHONE MOBILE CLIENT EMAIL SETUP FOR HANDYMEN EMPLOYEE

[you]@handymenteam.com

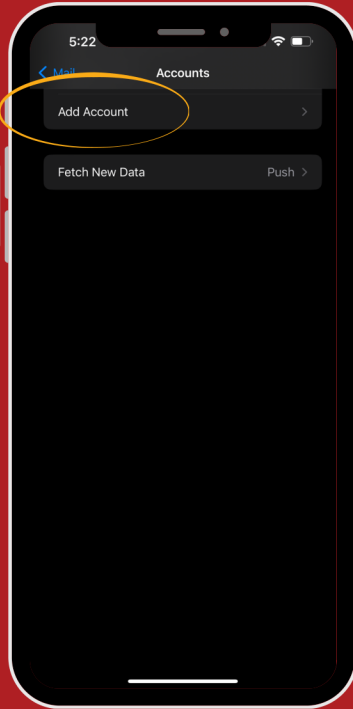
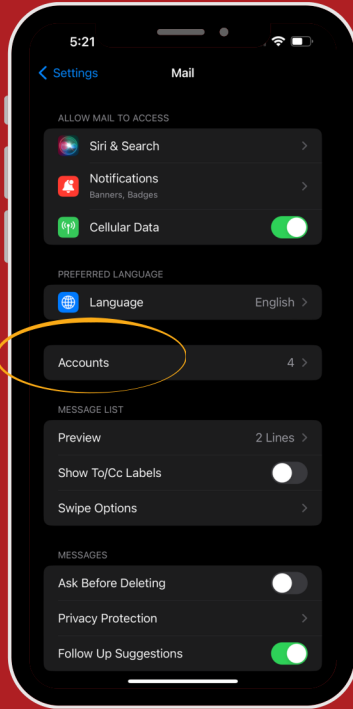
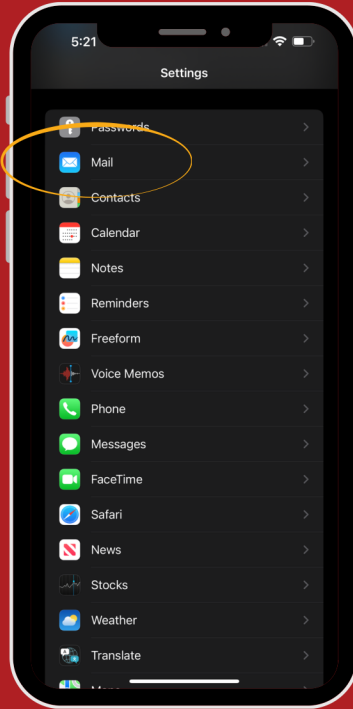
AUTOMATIC SETUP:



1. GO TO SETTINGS

2. GO TO MAIL

3. ADD ACCOUNT.



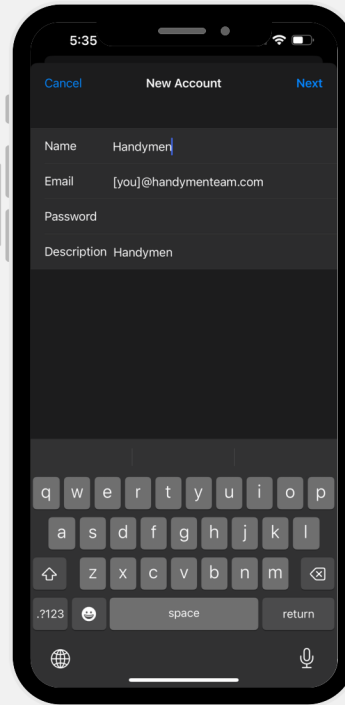

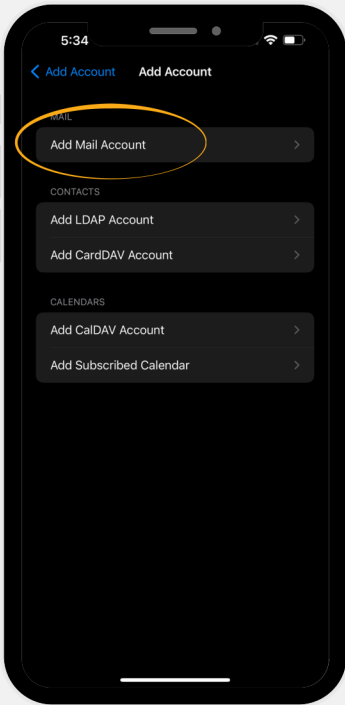
4. ADD MAIL ACCOUNT

5. SELECT OTHER

6. TYPE YOUR INFO

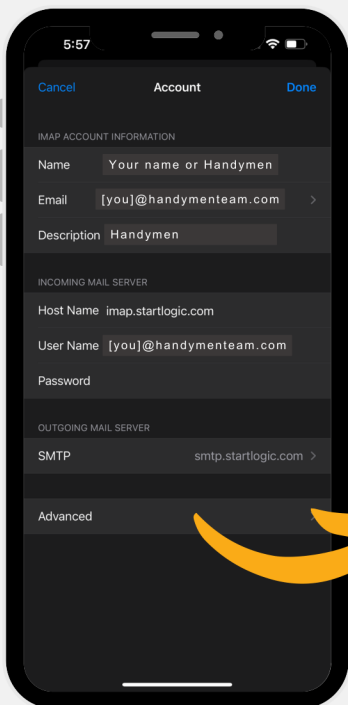
Name: Yours or Handymen
Email: [you]@handymenteam.com
Password: -Consult Tech Support-
Description: Handymen

[you] = your first name unless instructed otherwise



*If this doesn't work please read below

MANUAL SETUP:



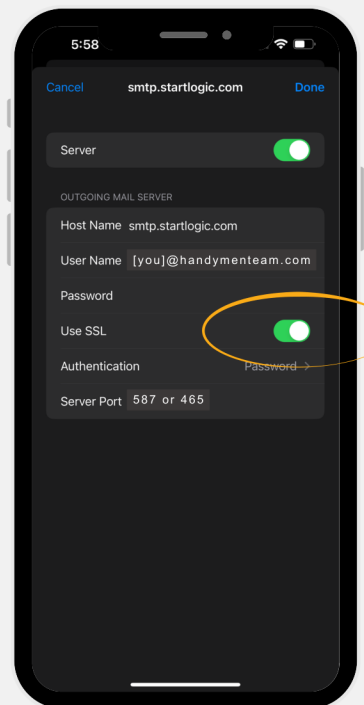
Name	Your name (eg: John Smith)
Email	[YOU]@handymenteam.com
Password	Your mailbox password
Description	IMAP Account
Account Type	IMAP
Host Name (Incoming)	imap.startlogic.com
Port (Incoming)	993
User Name	[YOU]@handymenteam.com
Host Name (Outgoing)	smtp.startlogic.com
Port (Outgoing)	465
Security Type	Yes

Use SSL

Authentication Password >

IMAP Path Prefix /

Server Port 993



Welcome to the Team!



Kimmy T.



Derrick M.



David K.



Ryan H.



Roy H.